

SIZE GUIDE



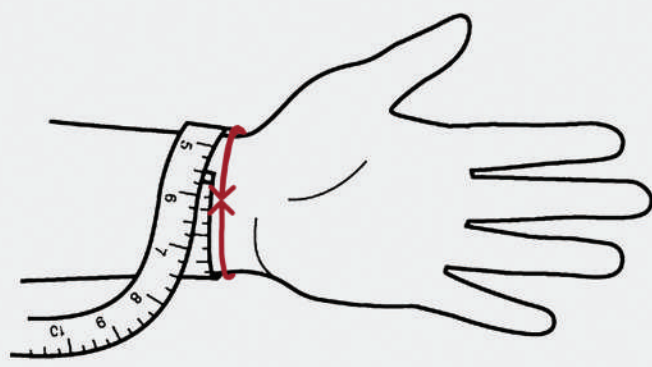
BRACELETS

BANGLES

CUFFS

NECKLACES

RINGS



MEASURING FOR BRACELETS

Measure the circumference of your wrist by fitting it right above the wrist bone.

[DOWNLOAD MEASURING TAPE](#)

WOMEN

SIZE	WRIST MEASUREMENT (INCHES)	BRACELETS LENGTH (INCHES)
XS (0)	5 - 5.5	6.5 - 6.75
S (1)	5.5 - 6	7 - 7.25
M (2)	6 - 6.5	7.5 - 8

MEN

SIZE	WRIST MEASUREMENT (INCHES)	BRACELETS LENGTH (INCHES)
M (3)	6.75 - 7.25	8.25 - 9
L (4)	7.25 - 8.25	9 - 9.5

SIZE GUIDE



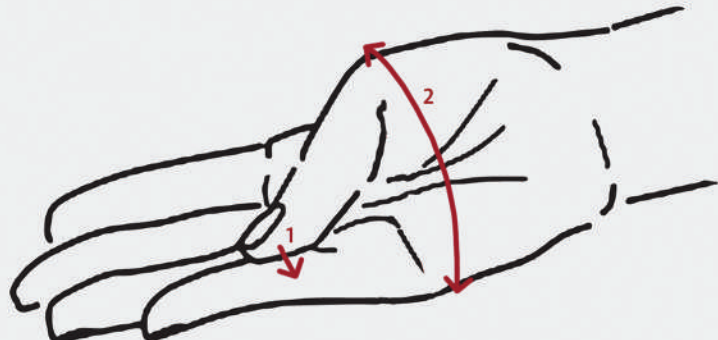
BRACELETS

BANGLES

CUFFS

NECKLACES

RINGS



MEASURING FOR BANGLES

Bangle size is determined by the size of your hand, and not your wrist.

1. Print and cut the measure tape we provide or use a thread
2. Bring your thumb and little finger together
3. Wrap the measure tape or thread, where your hand is the widest
4. Mark the spot where the tape-paper meets

[DOWNLOAD MEASURING TAPE](#)

SIZE	HAND MEASUREMENT (INCHES)	BANGLES INNER CIRCUMFERENCE (INCHES)	BANGLES INNER DIAMETER (INCHES)
S (0)	6.75 - 7	7.5	2.37
M (1)	7.25 - 7.75	8	2.5
L (2)	7.75 - 8.25	8.75	2.7

SIZE GUIDE



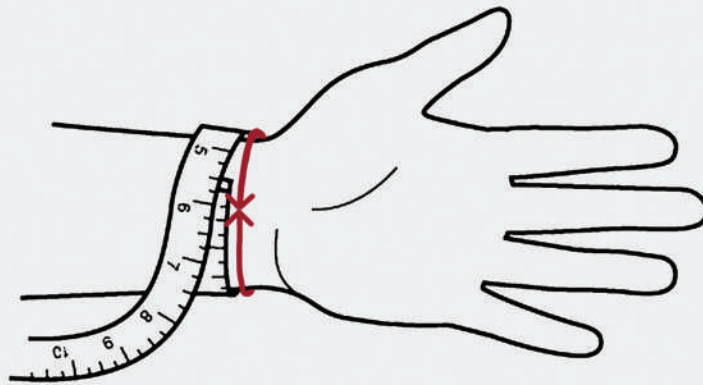
BRACELETS

BANGLES

CUFFS

NECKLACES

RINGS



MEASURING FOR CUFFS

Measure the circumference of your wrist by fitting it right above the wrist bone.

if your wrist measure can go either small or medium size, choose the small size if you want to use the cuff tighten

[DOWNLOAD MEASURING TAPE](#)

SIZE	WRIST MEASUREMENT (INCHES)	CUFFS INNER CIRCUMFERENCE (INCHES)
S/M (0-1)	5.5 - 6	5.5 with 1 inch gap
M/L (2-3)	6 - 6.5	6 with 1 inch gap
L/XL (4)	6.75 - 7.25	6.5 with 1 inch gap

SIZE GUIDE



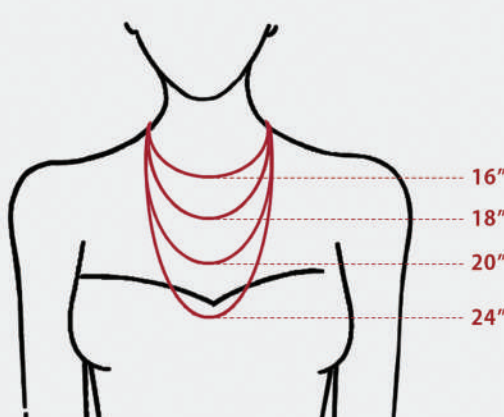
BRACELETS

BANGLES

CUFFS

NECKLACES

RINGS



MEASURING FOR NECKLACES

Measure the necklace from clasp to clasp to determine the length using a flexible measure tape.

SIZE	CHAIN LENGTH (INCHES)	CHAIN LENGTH (CENTIMETER)
1	16	40.64
2	18	45.72
3	20	50.8
4	24	60.96

SIZE GUIDE



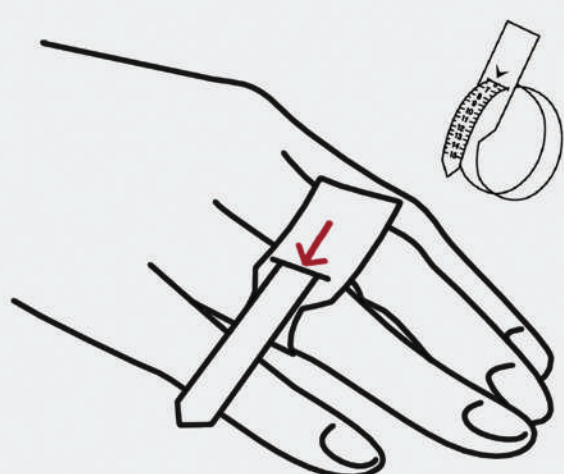
BRACELETS

BANGLES

CUFFS

NECKLACES

RINGS



MEASURING FOR RINGS

Measure the finger you intend to wear the ring on, using our downloadable ring measure tape or a ring sizer.

- Narrow / Band rings : Should fit snugly at the base of the finger, but also wide enough to fit the widest part of finger.
- Wide Rings : Should be worn a bit looser than Narrow / Band Rings.

Print & cut the ring measure tape, wrap the paper around your finger, mark the spot where the tape meets

[DOWNLOAD MEASURING TAPE](#)

US SIZE	EU SIZE	RINGS INNER DIAMETER (MILIMETER)
5	49.3	15.6
6	51.9	16.45
7	54.4	17.3
8	57	18.2
9	59.5	19.0
10	62.1	19.8